
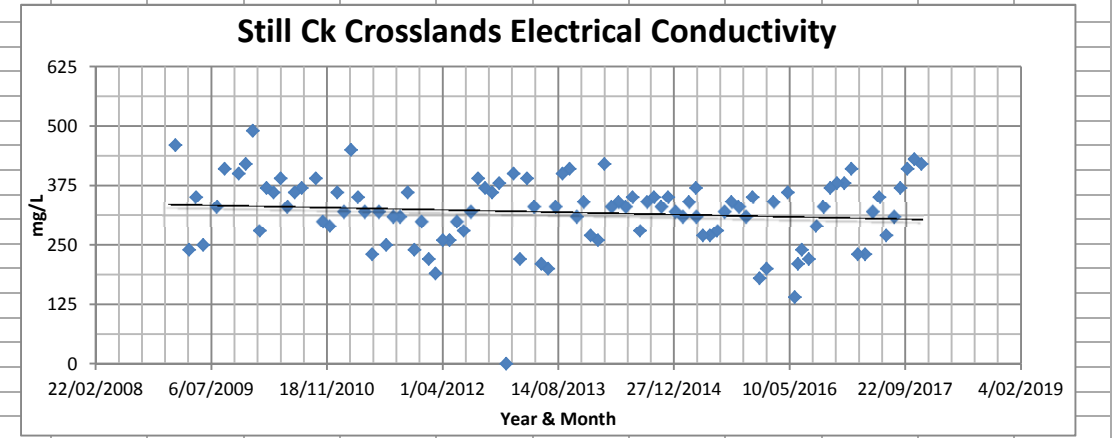
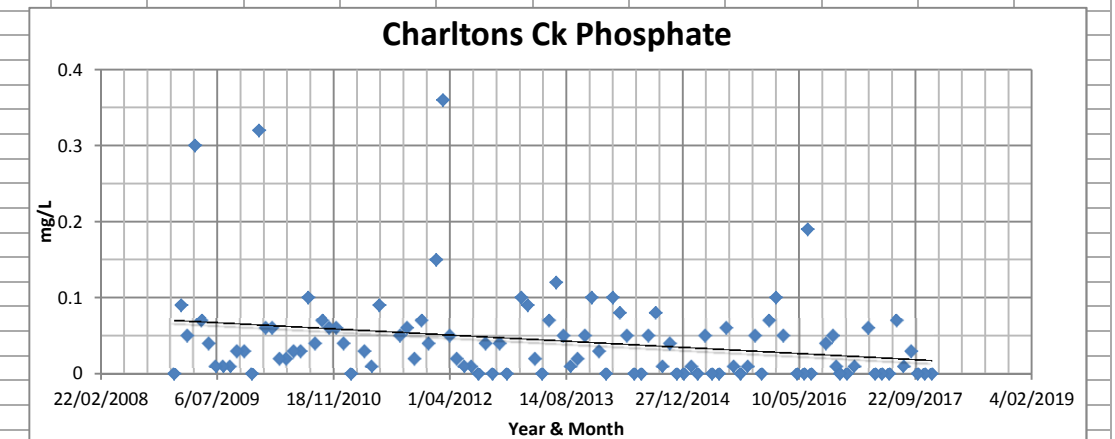
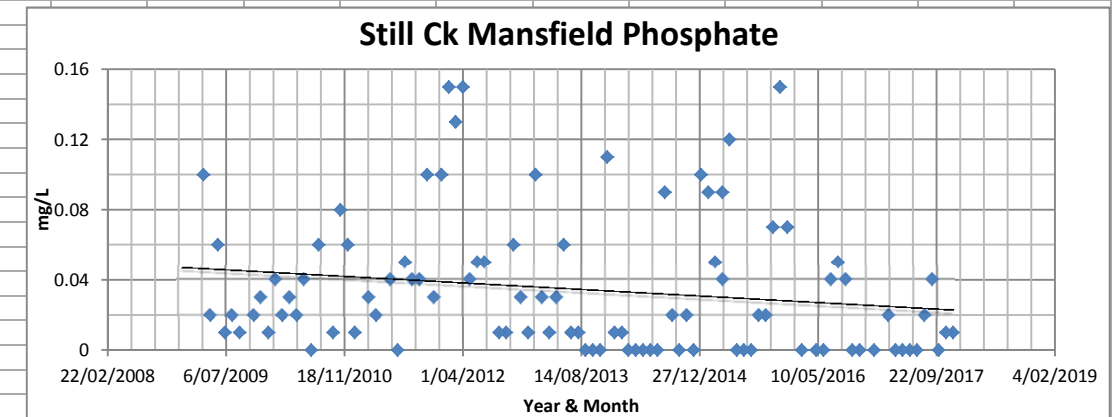
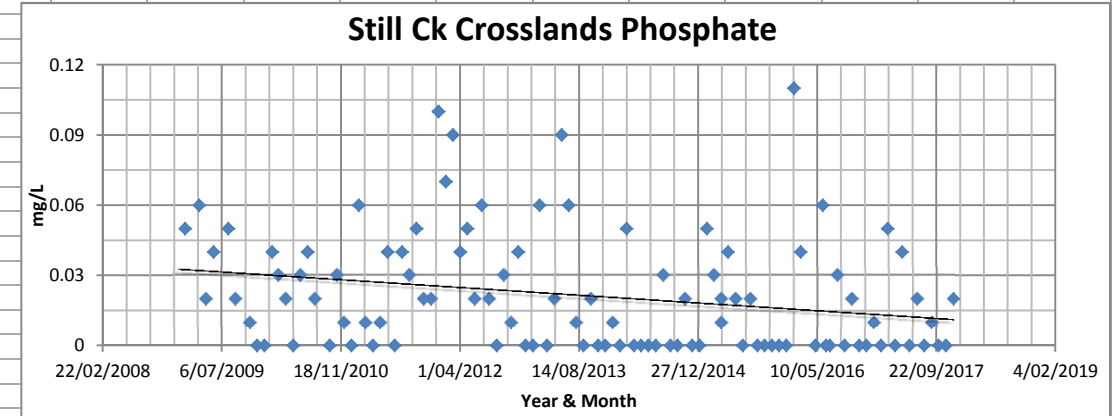


Still Creek Landcare Water Quality Time Series Data												
Month & Year	Still Ck Crosslands				Still Ck Mansfield				Charltons Ck			
Year	Date	Phos	EC	DO	Date	Phos	EC	DO	Date	Phos	EC	DO
1/12/2017	08/12/2017 8:20 am	0.02	420	9.3	27/12/2017 1:30 pm	0.01	740	8.5	08/12/2017 9:10 AM	0	380	3
1/11/2017	23/11/2017 8:45 am	0	430	9.4	28/11/2017 3:00 pm	0.01	710	8.7	23/11/2017 11:05 AM	0	410	8.2
1/10/2017	16/10/2017 9:20 am	0	410	10.8	28/10/2017 4:30 pm	0	600	8.2	16/10/2017 10:10 AM	0	350	7.8
1/09/2017	04/09/2017 8:50 am	0.01	370	9.3	27/09/2017 7:45 am	0.04	710	9.5	04/09/2017 9:45 AM	0.03	380	12.5
1/08/2017	04/08/2017 8:45 am	0	310	11	28/08/2017 2:00 pm	0.02	620	11.7	04/08/2017 9:35 AM	0.01	350	10.9
1/07/2017	06/07/2017 8:35 am	0.02	270	11	26/07/2017 2:15 pm	0	530	11.4	06/07/2017 9:35 AM	0.07	320	9.5
1/06/2017	04/06/2017 9:02 am	0	350	12	28/06/2017 11:00 am	0	380	10.8	04/06/2017 9:58 AM	0	370	10.9
1/05/2017	18/05/2017 8:40 am	0.04	320	13.6	28/05/2017 9:00 am	0	430	9.5	18/05/2017 11:50 AM	0	340	10.8
1/04/2017	08/04/2017 10:49 am	0	230	9.8	27/04/2017 9:00 am	0	460	8.9	19/04/2017 11:50 AM	0	290	9.7
1/03/2017	07/03/2017 10:50 am	0.05	230	8.5	28/03/2017 9:00 am	0.02	300	7.6	07/03/2017 11:45 AM	0.06	310	9.4
1/02/2017	06/02/2017 8:25 am	0	410	11.1								
1/01/2017	10/01/2017 8:25 am	0.01	380	8.8	25/01/2017 9:15 am	0	650	7.4	10/01/2017 7:25 AM	0.01	340	8.2
1/12/2016	06/12/2016 8:30 am	0	380	7.8					06/12/2016 12:10 PM	0	350	11.1
1/11/2016	09/11/2016 8:50 am	0	370	13.8	27/11/2016 9:00 am	0	620	7.8	09/11/2016 11:40 am	0	350	9
15/10/2016								12.4	10/10/2016 1:25 pm	0.01	340	8.6
1/10/2016	10/10/2016 11:05 AM	0.02	330	10	23/10/2016 1:15 pm	0	570	10	02/10/2016 8:25 am	0.05	350	10.6
1/09/2016	25/09/2016 8:25 am	0	290	7.8	20/09/2016 9:00 am	0.04	380	10.4	25/09/2016 9:25 am	0.04	320	10.3
1/08/2016	25/08/2016 2:30 pm	0.03	220	10.6	25/08/2016 3:00 pm	0.05	270	10.5				
1/07/2016	26/07/2016 10:00 am	0	240	11.4	26/07/2016 12:10 pm	0.04	330	11.2	23/06/2016 9:25 am	0	260	8.9
15/06/2016	23/06/2016 8:25 am	0	210	10.7					07/06/2016 11:10 am	0.19	220	9.6
1/06/2016	07/06/2016 10:05 am	0.06	140	11.3	15/06/2016 3:00 pm	0	350	11	09/05/2016 9:30 AM	0	360	8.7
1/05/2016	09/05/2016 12:50 pm	0	360	10.9	26/05/2016 10:30 AM	0	780	10.8	13/04/2016 11:55 AM	0	360	8.3
1/04/2015	13/04/2016 8:50 AM	0.02	370	9.4	27/04/2016 2:30 PM	0.04	740	8.4				
1/03/2016	10/03/2016 7:50 AM	0.04	340	9.3	22/03/2016 9:25 AM	0	530	8.6	10/03/2016 7:10 AM	0.05	340	6.4
1/02/2016	04/02/2016 7:55 AM	0.11	200	10					04/02/2016 7:55 AM	0.1	240	11.6
1/01/2016	05/01/2016 8:45 AM	0	180	7.4	26/01/2016 8:30 AM	0.07	350		05/01/2016 9:30 AM	0.07	200	9.1
1/12/2015	06/12/2015	0	350	7.3	24/12/2015	0.15	350		06/12/2015	0	370	10.1
1/11/2015	25/11/2015	0	310	10.8	29/11/2015	0.07	520	11	25/11/2015	0.05	350	8.2
1/10/2015	14/10/2015	0	330	12.8	27/10/2015	0.02	560	11.8	14/10/2015	0.01	370	9.6
1/09/2015	18/08/2015	0	340	10.3	27/09/2015	0.02	450	9.9	18/08/2015	0	370	9.4
1/08/2015	02/08/2015	0.02	320	9.6	15/08/2015	0	510	12.2	02/08/2015	0.01	340	11
1/07/2015	03/07/2015	0	280	11.3	19/07/2015	0	420	11.4	03/07/2015	0.06	310	11.4
1/06/2015	09/06/2015	0.02	270	10	25/06/2015	0	340	13	09/06/2015	0	320	10.4
1/05/2015	18/05/2015	0.04	270	10.3	27/05/2015	0.12	350	10.9	18/05/2015	0	310	10.2
1/04/2015	15/04/2015	0.01	310	11.2	30/04/2015	0.09	300	10.6	15/04/2015	0.05	370	8.3
1/03/2015	03/03/2015	0.03	340	9.1	27/03/2015	0.05	530	8.9	03/03/2015	0	360	6.1
1/02/2015	18/02/2015	0.05	310	8.1	26/02/2015	0.09	420	8.1	18/02/2015	0.01	360	6.8
1/01/2015	05/01/2015	0	320	6.7	29/01/2015	0.1	300	7.1	05/01/2015	0	370	7.1
1/12/2014	2/12/2014	0	350	7.2	27/12/2014	0	320	9.4	2/12/2014	0	340	8.3
1/11/2014	6/11/2014	0.02	330	7.5	26/11/2014	0.02	670	8.2	6/11/2014	0.04	370	7.3
1/10/2014	8/10/2014	0	350	9.7	28/10/2014	0	510	8.7	8/10/2014	0.01	370	7.4
1/09/2014	25/09/2014	0	340	9.3	25/09/2014	0.02	490	7.7	28/09/2014	0.08	390	10.3
1/08/2014	25/08/2014	0.03	280	9.8	25/08/2014	0.09	400	9.4	7/07/2014	0.05	370	11
1/07/2014	2/07/2014	0	350	9.9	24/07/2014	0	790	9.9	2/07/2014	0	380	9.7
1/06/2014	5/06/2014	0	330	11.6	5/06/2014	0	660	11.2	5/06/2014	0	360	8.1
1/05/2014	28/05/2014	0	340	9.7	19/05/2014	0	630	9.7	27/05/2014	0.05	370	8.6
1/04/2014	19/03/2014	0	330	7.3	28/04/2014	0	560	7.8	19/03/2014	0.08	360	8.8
1/03/2014	2/03/2014	0.05	420	7.5	11/03/2014	0	680	8.5	2/03/2014	0.1	370	11.3
1/02/2014	6/02/2014	0	260	6.3	25/02/2014	0.01	760	7.8	6/02/2014	0	370	6.2
1/01/2014	9/01/2014	0.01	270	8.5	30/01/2014	0.01	840	8.2	9/01/2014	0.03	340	3.9
1/12/2013	16/12/2013	0	340	5.4	31/12/2013	0.11	620	6.2	16/12/2013	0.1	360	6.4
1/11/2013	04/11/2013	0	310	7.3	29/11/2013	0	380	7.2	04/11/2013	0.05	400	4.9
1/10/2013	05/10/2013	0.02	410	10.9	25/10/2013	0	810	6.5	05/10/2013	0.02	390	5.8
1/09/2013	15/09/2013	0	400	9.4	26/09/2013	0	650	7.4	15/09/2013	0.01	370	10.2
1/08/2013	12/08/2013	0.01	330	8.7	01/09/2013	0.01	650	8.2	12/08/2013	0.05	360	11.2
1/07/2013	02/07/2013	0.06	200	9.7	30/07/2013	0.01	480	8.4	02/07/2013	0.12	280	9.5
1/06/2013	03/06/2013	0.09	210	8.4	25/06/2013	0.06	350	8.9	03/06/2013	0.07	320	7
1/05/2013	03/05/2013	0.02	330	8.6	27/05/2013	0.03	330	8	03/05/2013	0	360	7.9
1/04/2013	05/04/2013	0	390	5.8	28/04/2013	0.01	410	8.5	05/04/2013	0.02	370	5.1
1/03/2013	05/03/2013	0.06	220	6.6	20/03/2013	0.03	440	7.5	05/03/2013	0.09	320	5.6
1/02/2013	07/02/2013	0	400	9.2	25/02/2013	0.1	360	8	07/02/2013	0.1	400	5.3
1/01/2013	06/01/2013	na		8.7	17/01/2013	0.01	870	8.1				
1/12/2012	20/12/2012	0.04	380	5.9	20/12/2012	0.03	580	4.8	28/12/2012	0	370	2.9
1/11/2012	30/10/2012	0.01	360	7.9	28/11/2012	0.06	590	6	30/10/2012	0.04	370	10.6
1/10/2012	01/10/2012	0.03	370	8.1	17/10/2012	0.01	560	6.4	01/10/2012	0	380	9.7
1/09/2012	02/09/2012	0	390	9.8	26/09/2012	0.01	660	7.9	02/09/2012	0.04	390	11
1/08/2012	07/08/2012	0.02	320	9.2					07/08/2012	0	340	9.6
1/07/2012	04/07/2012	0.06	280	9.7	22/07/2012	0.05	460	8.6	04/07/2012	0.01	300	10.6
1/06/2012	02/06/2012	0.02	300	10.1	19/06/2012	0.05	300	10.4	02/06/2012	0.01	310	10.3
1/05/2012	12/05/2012	0.05	260	9.1	10/05/2012	0.04	430	9.2	12/05/2012	0.02	310	8.9
1/04/2012	04/04/2012	0.04	260	7.3	22/04/2012	0.15	260	7.9	04/04/2012	0.05	310	5.8
1/03/2012	02/03/2012	0.09	190	9.7	19/03/2012	0.13	270	7	02/03/2012	0.36	220	10
1/02/2012	02/02/2012	0.07	220	9	15/02/2012	0.15	280	6.2	02/02/2012	0.15	280	7.9
1/01/2012	04/01/2012	0.1	300	9.5	22/01/2012	0.1	340	7.4	04/01/2012	0.04	340	10.6
1/12/2011	1/12/2011	0.02	240	8.5	6/12/2011	0.03	410	4.3	1/12/2011	0.07	320	7.9
1/11/2011	06/11/2011	0.02	360	6.6	28/11/2011	0.1	340	7.4	06/11/2011	0.02	430	7.6



1/10/2011	24/10/2011	0.05	310	6.7	24/10/2011	0.04	500	6.5	03/10/2011	0.06	300	9.6
1/09/2011	06/09/2011	0.03	310	7.8	06/09/2011	0.04	480	7.2	30/09/2011	0.05	320	7.5
1/08/2011	24/08/2011	0.04	250	10.4	24/08/2011	0.05	370	8				
1/07/2011	05/07/2011	0	320	8.8	05/07/2011	0	470	8.7				
1/06/2011	02/06/2011	0.04	230	8.6	20/06/2011	0.04	390	9.6	02/06/2011	0.09	320	7.7
1/05/2011	03/05/2011	0.01	320	7.6					03/05/2011	0.01	370	8.5
1/04/2011	01/04/2011	0	350	5.9	12/04/2011	0.02	640	8.7	01/04/2011	0.03	440	6.2
1/03/2011	11/03/2011	0.01	450	5.3	01/03/2011	0.03	840	7.7				
1/02/2011	18/02/2011	0.06	320	3.6					18/02/2011	0	380	4.2
1/01/2011	12/01/2011	0	360	8.3	29/01/2011	0.01	720	6.9	12/01/2011	0.04	360	5.7
1/12/2010	02/12/2010	0.01	290	7.4	08/12/2010	0.06	470	7.1	02/12/2010	0.06	340	7.1
1/11/2010	11/11/2010	0.03	300	7.2	11/11/2010	0.08	410	6	03/11/2010	0.06	320	9.3
1/10/2010	12/10/2010	0	390	8.1	12/10/2010	0.01	550	6.9	15/10/2010	0.07	370	8.1
1/09/2010								8.3	01/09/2010	0.04	380	9.5
1/08/2010	17/08/2010	0.02	370	9.9	17/08/2010	0.06	510	9.1	03/08/2010	0.1	310	8.8
1/07/2010	15/07/2010	0.04	360	8.8	15/07/2010	0	520	9.1	05/07/2010	0.03	340	8.9
1/06/2010	02/06/2010	0.03	330	11	22/06/2010	0.04	480	8.5	02/06/2010	0.03	350	8.7
1/05/2010	24/05/2010	0	390	8.8	24/05/2010	0.02	680	8.9	01/05/2010	0.02	370	8.5
1/04/2010	26/04/2010	0.02	360	7.6	26/04/2010	0.03	590	8	13/04/2010	0.02	350	6.7
1/03/2010	29/03/2010	0.03	370	6.2	29/03/2010	0.02	540	6.7	04/03/2010	0.06	330	7.2
1/02/2010	24/02/2010	0.04	280	6.1	24/02/2010	0.04	430	7.2	10/02/2010	0.06	330	8.7
1/01/2010	18/01/2010	0	490	5.8	18/01/2010	0.01	680	6.5	07/02/2010	0.32	260	7.1
1/12/2009	27/12/2009	0	420	6.2	27/12/2009	0.03	700	6.3	10/12/2009	0	400	9.6
1/11/2009	16/11/2009	0.01	400	6.7	16/11/2009	0.02	620	8	09/11/2009	0.03	410	7.5
1/10/2009									02/10/2009	0.03	390	6.9
1/09/2009	21/09/2009	0.02	410	8.2	21/09/2009	0.01	680	9.1	06/09/2009	0.01	390	7.7
1/08/2009	12/08/2009	0.05	330	9.3	19/08/2009	0.02	570	9.3	07/08/2009	0.01	380	7.1
1/07/2009					18/07/2009	0.01	470	7.7	28/07/2009	0.01	390	8.4
1/06/2009	24/06/2009	0.04	250	10.1	24/06/2009	0.06	380	9.5	20/06/2009	0.04	360	7.6
1/05/2009	14/05/2009	0.02	350	8.5	14/05/2009	0.02	580	8.7	26/05/2009	0.07	310	8.8
1/04/2009	08/04/2009	0.06	240	7.3	08/04/2009	0.1	390	7.6	01/04/2009	0.3	240	8.7
1/03/2009									04/03/2009	0.05	370	8.9
1/02/2009	05/02/2009	0.05	460	6.8					05/02/2009	0.09	390	6.1
1/01/2009									21/01/2009	0	390	6.5

